



[WWW.EMAGMAKER.COM](http://WWW.EMAGMAKER.COM)

# PDF EDITOR

Create flipping book with editing PDF files



## About EMagMaker PDF Editor

EMagMaker PDF Editor is software to edit PDF pages in minutes now, as you thought thousands of times before. The wonderful EMagMaker PDF Editor software will help to design pages, edit page content, embed images, insert hyperlinks, draw paintings, etc. Use the wonderful PDF Editor tool to create unique PDF presentations!


Note: This product is distributed on a "Try before-you-buy" basis. All features described in this documentation are enabled. The registered version doesn't insert a watermark in your generated page-flipping eBooks.



## Product features

1. Edit PDF with many kinds of tools;
2. Edit text, add graphics, lines, hyperlinks, etc.;
3. Copy text and paste onto imported PDF pages directly;
4. Output to PDF format with added objects.

## Quick Start

1. Launch the application via the desktop shortcut ;


2. Click "Import PDF" icon  to import PDF from your computer;

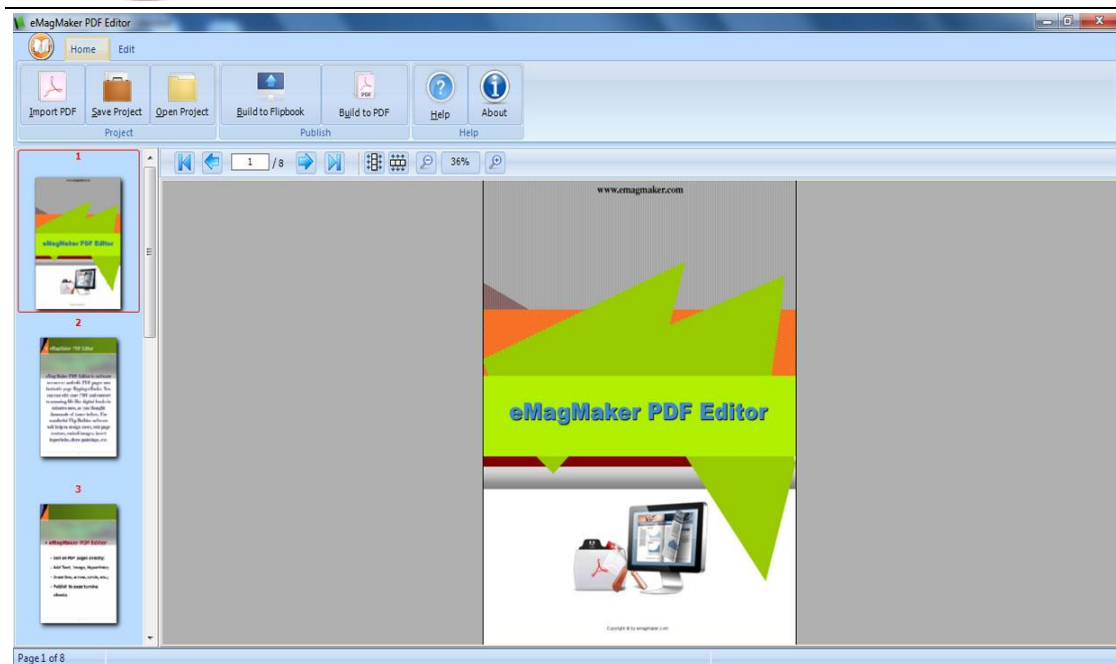
3. Edit imported PDF pages with adding text, images, lines, hyperlinks;

4. Click "Build to PDF" button  to output your edited pages also in PDF format.

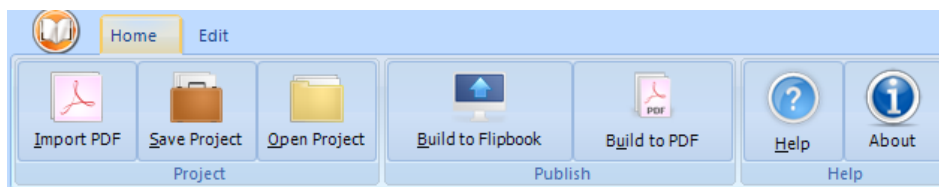
## Interfaces

Start EMagMaker PDF Editor program, you will see below interface, you can see "Home" and

"Edit" panels. Click "Import PDF" button  in Home panel to import your own PDF from computer:



## 1. Home Panel



## 2. Edit Panel



There are a lot of page edit tools for you to write or draw on imported PDF pages: Insert Shape, Font, Shape Style, Color and Line Style, Align Shape, Clipboard and Edit.

### (1) Insert Shape:





5 Tools on the top line:

i. Select to edit form fields and filled object; ii. Draw Line; iii. Draw Arrow; iv. Draw Text; v. Draw Link.

5 Tools on the bottom line:

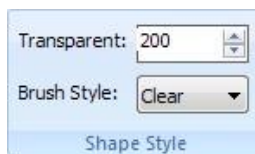
i. Draw Picture; ii. Draw Circle; iii. Draw Rectangle; iv. Draw High Light; v. Delete Object.

## (2) Font



i. Choose Font Type; ii. Set Font Size; iii. Define Align Type.

## (3) Shape Style



You can set text or image box transparent value, set and Brush style as "Clear" or "Solid".

## (4) Color and Line Style



You can set line and brush color, and line width, line style.

## (5) Align Shape



You can define size and position (left, top, Width and Height) for added images. Or make the picture align with setting "Fit Left", "Fit Right", "Fit Top", "Fit Bottom", "Fit Width" or "Fit Height".



## (6) Clipboard



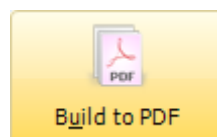
You can cut or copy object into Clipboard, then paste to any pages you want.

## (7) Edit



You can "Undo" or "Redo" actions by clicking the two buttons.

**After Editing, you can back to Home panel, click "Build to PDF" icon to output your edited PDF.**



You can also click "Build to Flipbook" button to enter into Book Import Options setting, flash book Design and preview interface.



To output your edited PDF to Flash book format, you can download PDF to Flash Magazine to use:  
<http://www.emagmaker.com/pdf-to-flash-magazine/index.html>



## License Agreements

All copyrights to EMagMaker PDF Editor (the Software) are exclusively owned by Emagmaker.com. For more information, visit our website at [www.emagmaker.com](http://www.emagmaker.com).

Anyone may use this software but all the page-flipping eBooks generated will automatically have a demo watermark on the first page of them. To remove the limitation you must register.

Once registered, the user is granted a non-exclusive license to use the Software on one computer (i.e. a single CPU) at a time. The registered Software may not be rented or leased, but may be permanently transferred, if the person receiving it agrees to terms of this license.

The Software unregistered (trial) version may be freely distributed, provided the distribution package is not modified. No person or company may charge a fee for the distribution of the Software without written permission from the copyright holder.

THE SOFTWARE IS DISTRIBUTED "AS IS". NO WARRANTY OF ANY KIND IS EXPRESSED OR IMPLIED. YOU USE AT YOUR OWN RISK. THE AUTHOR WILL NOT BE LIABLE FOR DATA LOSS, DAMAGES, LOSS OF PROFITS OR ANY OTHER KIND OF LOSS WHILE USING OR MISUSING THIS SOFTWARE.

You may not use, copy, emulate, clone, rent, lease, sell, modify, decompile, disassemble, otherwise reverse engineer, or transfer the licensed Software, or any subset of the licensed Software, except as provided for in this agreement. Any such unauthorized use shall result in immediate and automatic termination of this license and may result in criminal and/or civil prosecution.

All rights not expressly granted here are reserved by A-PDF Solution.

Installing and using the Software signifies acceptance of these terms and conditions of the license.

If you do not agree with the terms of this license you must remove the Software files from your storage devices and cease to use the product.



## How to Order

Order Online (<http://www.emagmaker.com/emagmaker-pdf-editor/index.html>) or Order Toll Free 1-877-353-7297 (When you order toll free just give the operator the product number of the product you would like).

### How to purchase online?

1. Select a license type above, and click [Buy Now]
2. Select the currency that you want to use. (You can also continue shopping)
3. Fill billing information and select a payment method. (Your information is safe with us)
4. Check the information you filled previously and click "Place Secure Order"

### Other Order Ways—With Phone/Mail/Fax/Check:

If you are not comfortable ordering online with a credit card, you are welcome to choose an offline order option in the payment section of the order process. We accept mail, fax, wire, and PO (if applicable) ordering options in addition to ordering online. We also provide phone orders through our 24x7 order desk at 1-877-353-7297, or (952) 646-5331 for International Callers.

Please note that all of the offline ordering options do have additional fees for processing. To place an order by mail, fax, wire, and PO (when applicable), use the online form and then choose one of these payment options found in the Payment Method section of the form. Once submitted online, the appropriate information will be provided to you in your web browser to send your payment to us offline.

### 100% unconditional 30 Day Money Back Guarantee

Want to custom the program or have other questions about purchase?  
Contact us at [support@emagmaker.com](mailto:support@emagmaker.com) .





---

## Support

You can easily search or browse our frequently asked questions, and learn tutorials about products, and get your registration code back. If you don't get a satisfying solution, please contact support team for help.

### 1. Frequently Asked Questions

You can find answers to questions about technique issues here:

<http://www.emagmaker.com/faq.html>

### 2. Get lost license code

Click here to look up the order » (<http://www.regnow.com/cs/orderStatus>)

You can pull up a copy of your order by entering your email address. After you find your order, you may view its status, view details of your order (including the license key), and obtain the invoice.

### 3. Contact Us

If you have other questions or requirements, contact us directly through our support Email: [support@emagmaker.com](mailto:support@emagmaker.com), we will respond you ASAP.



<http://www.emagmaker.com/index.html>